



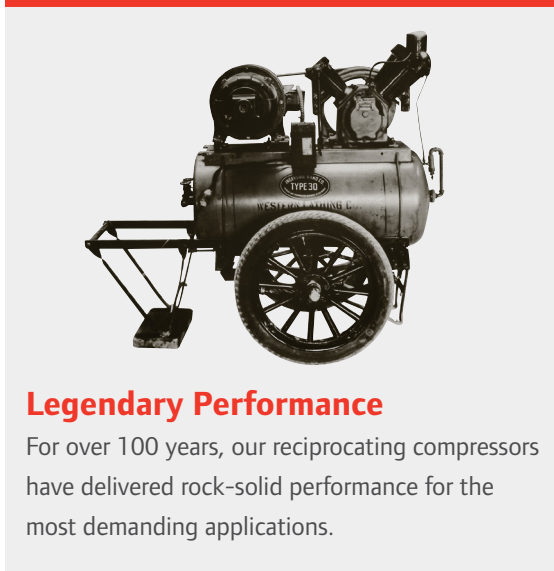
Reciprocating Single- and Two-Stage Air Compressors

2-25 hp



Reliable, Durable and Built to Last

Your compressed air system should give you more time to focus on your business, not less. That's why Ingersoll Rand single- and two-stage reciprocating air compressors are an ideal choice for applications that demand a reliable air supply for everyday use. Whether for vehicle services, commercial or industrial applications, we will assess and propose the most cost-effective solution that increases the productivity of your installation.



Legendary Performance

For over 100 years, our reciprocating compressors have delivered rock-solid performance for the most demanding applications.

For increased productivity

A proven design and stellar track record that helps to lower lifecycle costs in punishing environments.

For durability

Cast iron construction and long-lasting components are designed for trouble-free use.

For serviceability

Easy access to system components for quick routine maintenance and parts replacement helps extend compressor life.

For solutions that work for you

Your choices include single-stage or two-stage compressors, gas engine or electric motors, portable or stationary models and specific accessory packages that best match your application.

What Makes Our Reciprocating Compressors Unique?

Robust components, easy access for servicing, 100% continuous duty and a wide variety of sizes and configurations — that's Legendary Performance!

- A** Durable 100% cast iron design
- B** Easy to repair removable cylinders with 360° radial fins eliminate hot spots
- C** Finned copper intercooler lowers operating temperature, extends pump life, improves efficiency
- D** One-piece connecting rod with fewer wearing parts simplifies maintenance
- E** Precision-balanced overhung crankshaft runs smoothly and quietly
- F** Reliable stainless steel reed valves optimized for increased volumetric efficiency
- G** Low oil level switch provides constant protection from running at low oil condition
- H** Centrifugal unloader ensures loadless starts for maximum motor and starter protection
- I** Simple and reliable splash lubrication eliminates need for oil pump, inexpensive and easy to maintain



RECIPROCATING COMPRESSORS

Air compressors are a significant expense that is critical to the success of your operation. Choose durable and reliable Ingersoll Rand reciprocating compressors to maximize the life of your investment.

It's All About Choices

You need a compressor that is specific to your application. That's why we've developed a variety of reciprocating compressor options. This includes a wide performance range as well as the robust feature set found in our popular packaged solutions. We offer everything from electric motor-driven stationary models for industrial and commercial use, to portable gas-powered units that can be used in locations without easy access to power.



Single- and Two-Stage Electric Compressors

Ingersoll Rand single- and two-stage reciprocating compressors offer you more performance and feature choices. If you define unsurpassed performance by maximum operating pressure, increased air flow and extended duty cycles, you can count on an Ingersoll Rand reciprocating air compressor to deliver it reliably.

- **Durable design**, including cast iron construction and long-life pump
- **Design for 100% continuous duty**, offering maximum power and flexibility
- **Easy to access components** simplifies maintenance and service
- **All Season Select synthetic lubricant** increases efficiency; with 2,000 hours of service between changeouts, it performs four times longer than petroleum-based lubricants



See the Details

What's in Our Two-Stage Packages

The Right Package for Your Two-stage Electric Compressor

Let us help you identify the optimum compressor package option for your application:

Value Package (5-15 hp)	Value Plus Package (10 -15 hp)	Premium Package (5-20 hp)
Our base Value Package offers an economical choice for commercial, automotive and light industrial applications.	Our Value Plus Package adds an aftercooler and electronic drain valve (EDV) to remove condensate efficiently and automatically.	Along with all the Value Plus features, add a low oil level switch and dual control for better management of your compressed air supply.

RECIPROCATING COMPRESSORS

Portable Compressors

Sometimes you need a portable, easy to use air compressor when you are on the road or working in the field. Ingersoll Rand offers a variety of electric and gas-powered reciprocating air compressors that can be used anywhere — from the most rugged or remote job sites to your own garage.



Electric-Powered Garage Mate

Designed for professionals and serious do-it-yourselfers, the versatile Garage Mate is ideal for the home, shop or job site. The Garage Mate features a cast-iron, oil-lubricated pump for solid, reliable performance.

- **Versatile compressor** ideal for powering impact guns, ratchets, drills, nailers, paint sprayers, sanders and more
- **Easy handling**, featuring a heavy-duty ergonomic handle and semi-pneumatic tires
- **User-friendly** low 80 dBA noise level, easily accessible drain valve, automatic start/stop pressure switch control and six-foot power cord



Launch The Video

Learn More about the Garage Mate

Electric- and Gas-Powered Wheelbarrow

Ingersoll Rand wheelbarrow air compressors are lightweight with a low-profile design providing maximum maneuverability on the job site. Built to last, these compressors are designed for the toughest 100% continuous duty applications.

- **Advanced safety features** including manual thermal overload (electric models) and enclosed belt guard (all models)
- **Lightweight, portable design** with excellent maneuverability, even on the roughest terrain
- **100% continuous duty**, twin 4-gallon tanks and two quick disconnect couplers enable you to run multiple tools simultaneously
- **Reliable, easy starting 5.5 hp Honda or Kohler engine** for gas-powered models



Launch The Video

Learn More about Gas-powered Wheelbarrow

RECIPROCATING COMPRESSORS



Truck-Mounted Gas Compressors


Ingersoll Rand's two-stage gasoline engine driven air compressors are designed to provide compressed air where electric power is not readily available. They're used in fleet and field service applications, remote pneumatic applications and emergency production lines.

- Available with easy-starting Honda or Kohler engines
- Fuel-efficient idle control
- Advanced safety features including low oil level shutdown for gas engines



Launch The Video

Learn More about Gas-powered Compressors



High-Pressure Reciprocating Air Compressors, 10-20 hp

Our high-pressure air compressors feature base-mounted reciprocating technology that provides pressure as high as 5,000 psig. Typical applications include refueling stations, plastic blow molding, power plants and engine starting. Using the same durable construction found in all of our two-stage reciprocating compressors, the high-pressure units offer reliability, long-life and easy maintenance.

Reciprocating Compressors for Your Application

Ingersoll Rand offers a wide portfolio of reliable reciprocating compressors that can be adapted to your specific requirements. Whether for vehicle services, commercial or industrial applications, we will assess and propose the most cost-effective solution that increases the productivity of your installation.



Vehicle Services

Automotive repair, body shops, fleet maintenance



Metalworking

Assembly, vacuum melting, conveying, forming, actuation & controls




Commercial

Dry cleaning, car washes, furniture making, apparel industry



Construction

Powering impact guns, ratchets, grinders, drills, nailers, paint sprayers, sanders and more



Woodworking

Sawing, clamping, hoisting, actuation & controls, pressure treatment

PARTS & ACCESSORIES

A compressed air system is a significant investment. You expect consistently reliable, clean, dry air at the lowest possible operating cost. Choose our genuine parts and accessories to ensure that your compressor is running efficiently and productively.



Start-Up & Maintenance Kits

Our start-up kits provide the parts and protection you need for the first two years. By purchasing a start-up kit, you also receive the added protection of a two-year extended pump warranty.

Maintenance kits are an integral part of factory-recommended annual maintenance, and help ensure ongoing optimal compressor performance.

Refrigerated Dryers

Moisture and contamination in compressed air cause significant problems in equipment operation, such as rust, scale and clogged orifices that result in product damage or costly shutdowns. Using refrigerated dryers will improve productivity, system efficiency and product or process quality.



Refrigerated Dryer Features

- **Dew points as low as 3°C (38°F)**, meeting Class 4 requirements
- **Intuitive microprocessor control** for easy operation
- **Corrosion-free heat exchanger** design for reliable operation
- **Compact design** for easy serviceability



Learn More
See all of Our Reciprocating Accessories



PacE Flow Controller

PacE effectively manages pressure to optimize compressor system operation, reducing energy costs.



Filter, Regulator and Lubricators (FRLs)

FRLs provide point-of-use air conditioning to enhance tool longevity and process quality.



Electronic Drain Valve (EDV)

The reliable, easy-to-use EDV automatically removes moisture from compressors and other system components.



F-Series In-line Filters

F-Series Filters protect critical processes and valuable equipment by providing high-quality air.



SimplAir® Piping System

Durable SimplAir is your cost-effective installation alternative for air, inert gas and vacuum lines.



Air Line Accessories

From hose reels to virtually any type of connection, we have the accessories to support your operation.

SPECIFICATIONS

Reciprocating Compressor Performance									
Electric Model	Capacity @ 90 psi cfm	Max Pressure psig	Nominal Power hp	Dimensions l x w x h	NPT Outlet in	Voltage	Tank Size/ Configuration	Weight lb	Package Options
Garage Mate Portable Electric-Powered									
SS3F2-GM	5.7	135	2	25 x 46 x 35	1/4	115/1/60	30 Gallon Horizontal	185	n/a
P1.5IU - A9	5.2	135	2	22 x 23 x 43	1/4	115/1/60	20 Gallon Vertical	200	n/a
Wheel Barrow Portable Electric-Powered									
SS3J2-WB	5.7	135	2	43 x 18 x 25	1/4	115/1/60	8 Gallon Twin Tank	175	n/a
SS3J3-WB	11.3	135	3	43 x 18 x 25	1/4	230/1/60	8 Gallon Twin Tank	175	n/a
Single-Stage Electric-Powered									
SS3L3	11.3	135	3	24 x 25 x 67	1/2	230/1/60	60 Gallon Vertical	300	n/a
SS5L5	18.1	135	5	24 x 30 x 73	1/2	230/1/60	60 Gallon Vertical	310	n/a
Two-Stage Electric-Powered									
2340N2	7.0	175	2	28 x 36 x 69	1/2	230/1/60 200, 230, 460, 575/3/60	80 Gallon Vertical	430	n/a
2340N3	9.2	175	3	28 x 36 x 69	1/2	230/1/60 200, 230, 460, 575/3/60	80 Gallon Vertical	430	n/a
2340N5	14.4	175	5	28 x 37 x 69	1/2	230/1/60 200, 230, 460, 575/3/60	80 Gallon Vertical	505	Value
2340L5	14.3	175	5	24 x 33 x 69	1/2	230/1/60 200, 230, 460, 575/3/60	60 Gallon Vertical	435	Value
2475N5	17.2	175	5	28 x 38 x 69	3/4	230/1/60 200, 230, 460, 575/3/60	80 Gallon Vertical	597	Value, Premium
2475N7.5	24.3	175	7.5	28 x 38 x 69	3/4	230/1/60 200, 230, 460, 575/3/60	80 Gallon Vertical	611	Value, Premium
2545N7.5	27.2	175	7.5	31 x 44 x 79	3/4	230/1/60 200, 230, 460, 575/3/60	80 Gallon Vertical	750	n/a
2545K10	35.6	175	10	31 x 44 x 79	1	200, 230, 460, 575/3/60	120 Gallon Vertical	800	Value, Value Plus, Premium
2545E10	35.6	175	10	71 x 31 x 50	3/4	200, 230, 460, 575/3/60	120 Gallon Horizontal	900	Value, Value Plus, Premium
7100E10	38.0	175	10	72 x 27 x 56	1	200, 230, 460, 575/3/60	120 Gallon Horizontal	1,035	n/a
7100E15	51.0	175	15	72 x 27 x 57	3/4	200, 230, 460, 575/3/60	120 Gallon Horizontal	1,105	Value, Value Plus, Premium
15TE15	55.0	175	15	73 x 36 x 61	1	200, 230, 460, 575/3/60	120 Gallon horizontal	1,597	Premium
15TE20	74.0	175	20	73 x 36 x 61	1	200, 230, 460, 575/3/60	120 Gallon horizontal	1,597	Premium
2000E20	73.0	175	20	75 x 45 x 61	1	200, 230, 460, 575/3/60	120 Gallon Horizontal	2,050	n/a
2000E25	83.0	175	25	75 x 45 x 61	1	200, 230, 460, 575/3/60	120 Gallon Horizontal	2,050	n/a
Gas Model	Capacity @ 90 psi cfm	Max Pressure psig	Nominal Power hp	Dimensions l x w x h	NPT Outlet in	Engine	Tank Size/ Configuration	Weight lb	Package Options
Wheel Barrow Portable Gas-Powered									
SS3J5.5GH-WB	11.8	135	5.5	43 x 18 x 26	1/4	Honda	8 Gallon Twin Tank	175	n/a
SS3J5.5GK-WB	11.8	135	5.5	43 x 18 x 26	1/4	Kohler	8 Gallon Twin Tank	175	n/a
Two-Stage Gas-Powered Truck Mount									
2475X13GH	24.3	175	13	41 x 27 x 27	1/2	Honda	4 Gallon Baseplate	400	n/a
2475X14GH	24.3	175	14	41 x 27 x 27	1/2	Kohler	4 Gallon Baseplate	400	n/a
2475F13GH	24.3	175	13	45 x 55 x 41	1/2	Honda	30 Gallon Horizontal	469	n/a
2475F14G	24.3	175	14	45 x 22 x 41	1/2	Kohler	30 Gallon Horizontal	469	n/a

In addition to the above models, duplex and baseplate configurations as well as high pressure reciprocating compressors are available.

Please contact your local Ingersoll Rand distributor for more information.

Dimensions may vary based on package selection. Dimensions above are for reference only.



IngersollRandProducts.com



Member of Pneurop



Ingersoll Rand, IR, the IR logo, and SimplAir are trademarks of Ingersoll Rand, its subsidiaries and/or affiliates. All other trademarks are the property of their respective owners.

Ingersoll Rand compressors are not designed, intended or approved for breathing air applications. Ingersoll Rand does not approve specialized equipment for breathing air applications and assumes no responsibility or liability for compressors used for breathing air service.

Nothing contained on these pages is intended to extend any warranty or representation, expressed or implied, regarding the product described herein. Any such warranties or other terms and conditions of sale of products shall be in accordance with Ingersoll Rand's standard terms and conditions of sale for such products, which are available upon request.

Product improvement is a continuing goal at Ingersoll Rand. Any designs, diagrams, pictures, photographs and specifications contained within this document are for representative purposes only and may include optional scope and/or functionality and are subject to change without notice or obligation.

We are committed to using environmentally conscious print practices.

© 2019 Ingersoll Rand IRITS-0618-058 1020